REV.	ECN NO OR DESCRIPTION	REVISED	DATE
A	PRODUCT RELEASE	Kan	2005-12-30

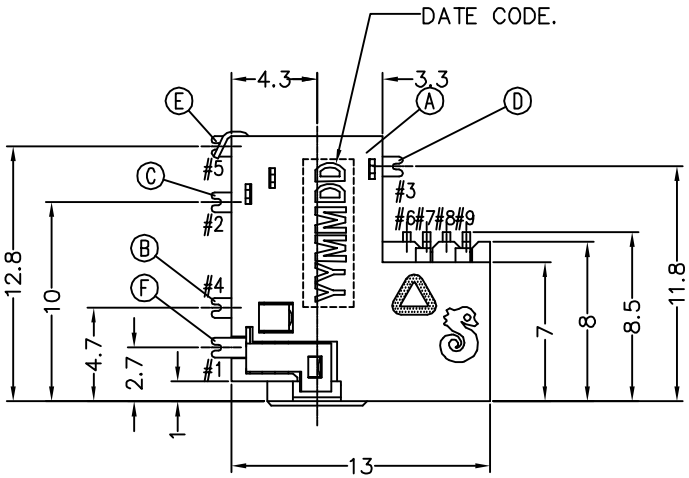

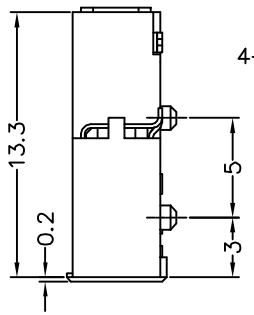

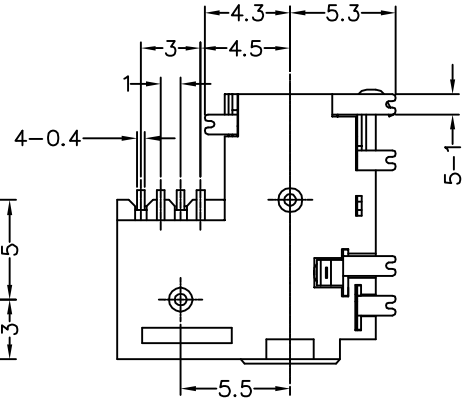

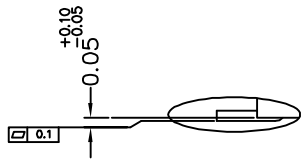

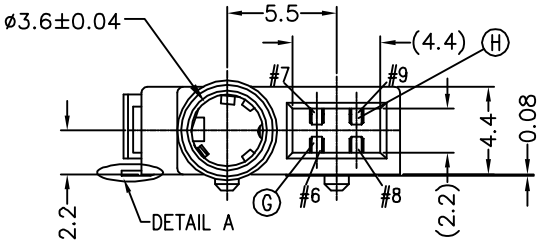

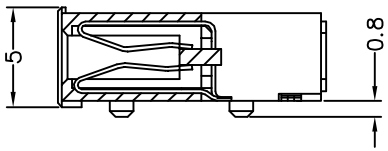

SPECIFICATIONS:

1. INSULATION RESISTANCE BETWEEN ANY OPEN TERMINAL SHALL NOT BE LESS THAN 100 MEGOHMS BY 500 VDC MEGGER.
2. JACK SHALL WITHSTAND 500 VAC BETWEEN ANY OPEN TERMINAL FOR ONE MINUTE.
3. CONTACT RESISTANCE OF EACH CLOSED TERMINAL SHALL NOT EXCEED 0.03 OHMS.
4. INSERTION FORCE: 0.4-3.0 KGS.
5. WITHDRAWAL FORCE: 0.3-3.0 KGS.
6. JACK SHALL WITHSTAND 5,000 CYCLES INSERTION AND WITHDRAWALS WITH MATCHING PLUG, AFTER TEST THE CONTACT RESISTANCE SHALL NOT EXCEED 0.1 OHMS.
7. TO CONFORM TO THE "SE-01-001" & "ROHS DIRECTIVE"
8. GREEN PRODUCT IDENTIFICATION MARK IN JACK: △
9. GREEN PRODUCT IDENTIFICATION LABEL IN PACKING: G.P. PASS
10. FOR LEAD-FREE PROCESS.
11. PACKING: TAPE & REEL.

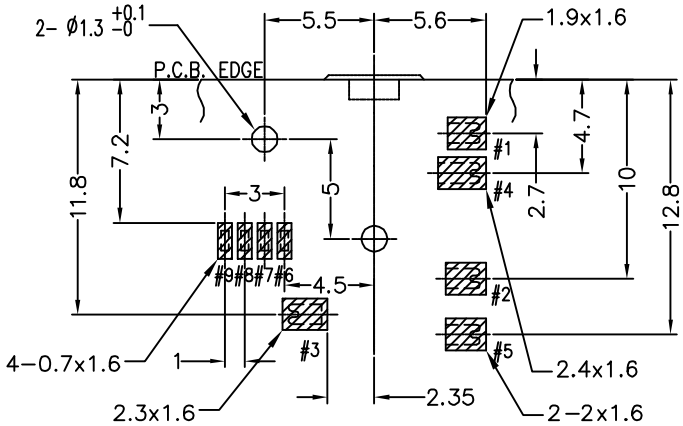

RECOMMENDED P.C.B LAYOUT
TOP VIEW (TOLERENCE:±0.05)

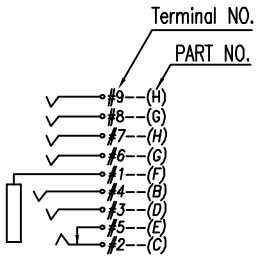

Circuit diagram

NO	DESCRIPTION	QTY	MATERIAL	PLATING & COLOR
H	CONTACT (L)	2	PHOSPHOR BRONZE 0.2t	GOLD FLASH
G	CONTACT (S)	2	PHOSPHOR BRONZE 0.2t	GOLD FLASH
F	EARTH SPRING	1	PHOSPHOR BRONZE 0.25t	GOLD FLASH
E	BREAK TERMINAL	1	BRASS 0.25t	GOLD FLASH
D	RING SPRING-A	1	PHOSPHOR BRONZE 0.25t	GOLD FLASH
C	TIP SPRING	1	COPPER ALLOY 0.25t	GOLD FLASH
B	RING SPRING-B	1	COPPER ALLOY 0.25t	GOLD FLASH
A	HOUSING	1	PA-9T UL 94V-0	BLACK COLOR

UNLESS OTHERWISE SPECIFED TOLERANCES

DECIMALS: X :±0.5, X.X :±0.3, X.XX :±0.2

ANGLES: X :±2°, X.X :±1°

Singatron Enterprise Co., Ltd.
信音企業股份有限公司

TITLE	3.5ø PHONE JACK		
DWN	HANSON 2006.1.2	PART NO. 2SJ-3545-T01	
CHKD	KAN 2006.1.2	SCALE:4/1	UNIT: mm
APVD	ALAN 2006.1.3	SIZE: A3	SHEET:1 OF 1 REV: A

CUSTOMER COPY

文件編號 RD-06-035-1A

PDF created with pdfFactory Pro trial version www.pdffactory.com